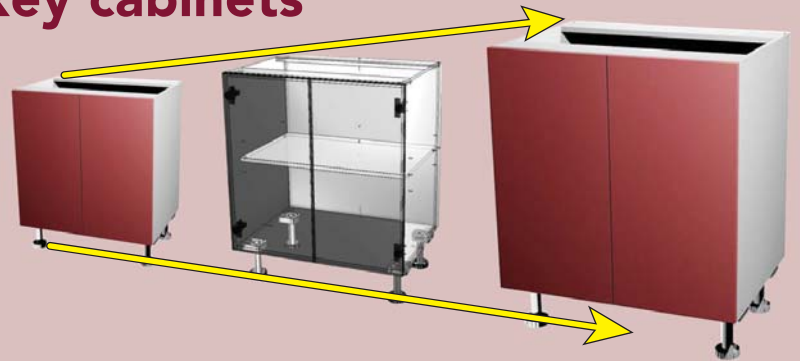


THE FLEXIBLE KITCHEN SYSTEM

Superb Quality - Made in New Zealand



You choose the **FLEXI-SIZE** for key cabinets



Why choose UNO?

- ✓ **Flexible Size**
You choose the Flexi-Size for key cabinets
- ✓ **Flexible Range**
Upgrade with cabinets from the Designer Range
- ✓ **Flexible Colours**
Choose from Essential range, Ultra-Gloss or ask about 100 other NZ colours
- ✓ **Easy Assembly**
All in a box - Cabinets, doors and instructions
- ✓  **Made in NZ**
Using Moisture Resistant board

THE ESSENTIALS

- ✓ 20 Key Cabinets
- ✓ 16 Essential popular colours

or select from

THE DESIGNER RANGE

- ✓ 6 amazing Ultra-Gloss colours
- ✓ 120 Designer Cabinet options
- ✓ Want a colour outside the range?
- **Just ask!**

Select from our 120 cabinet Designer Range

Integrated Soft Close Drawers


Upgrade to integrated Alto Soft Close Drawers



On Bench Cabinets



Corner Solutions



Mondo



Lemans



Magic Corner

Pantrys with Drawers



Pull Out Pantrys



More reasons to choose UNO!



- Soft Close hinges as standard
- Cutlery trays included in 4 drawer cabinets 450 & 600mm wide
- Solid, durable cabinet construction with 16mm backs
- 2mm PVC edging on Melamine doors, drawers and panels
- Water resistant edging with PUR glue

immagin  ultra-gloss

doors and panels of unparalleled gloss



Ask for the best, European gloss laminate on NZ mdf board



- incomparable gloss levels
- gloss matched edging
- superior stability under heat due to the cold rolled laminating process
- superior UV resistance compared to other gloss products
- composite laminate technology harder than vinyl or paint
- water resistant PUR edge bonding technology
- PUR bonding specified in Europe in health and hygiene environments



immagin 
white

immagin 
black

immagin 
cream

immagin 
starlite

immagin 
champagne
metallic

immagin 
charcoal
metallic

Essential Colours

<p>White Embossed</p>	<p>Snowdrift Pearl</p>	<p>1/4 Thorndon Cream Embossed</p> 	<p>New Half Spanish White Embossed</p> 
<p>Mist Pearl</p>	<p>Tea Embossed</p> 	<p>Double Tea Embossed</p> 	<p>Half Pravda Embossed</p> 
<p>Seal Grey Pearl</p>	<p>Friar Grey Embossed</p> 	<p>Velveteen Pearl</p>	<p>Carbon Embossed</p>





















Essential Woodgrain Colours

<p>Silver Strata Naturale</p> 	<p>Rock Salt Pearl</p> 	<p>Oyster Linea Naturale</p> 	<p>Charred Oak Velvet (Bestwood)</p> 
---	--	---	--

Other Melamine Colours

Want a colour outside the range? Just ask!






- Cabinets are packaged in a carton with doors & assembly instructions.
- Cabinets are white gloss melamine with adjustable legs.
- Left hand refers to hinges on left, handle on right.
- **Items highlighted in YELLOW are FLEXI-WIDTH**

<p>Base 1 Door 150 to 600</p> 	<p>Base 2 Doors 600 to 1000</p> 	<p>Base Blind Corner 1 Door - 1080</p> 	<p>Base Corner 2 Doors 900x900</p> 	<p style="writing-mode: vertical-rl; transform: rotate(180deg);">LEFT HAND SHOWN</p>
<p>Base Microwave 1 Drawer - 600</p> 	<p>Base Bin & 1 Drawer - 400</p> 	<p>Base 4 Drawers 450</p> 	<p>Base 4 Drawers 600</p> 	<p style="writing-mode: vertical-rl; transform: rotate(180deg);">CUTLERY TRAY INCL.</p>
<p>Base 3 Drawers 300 to 1000</p> 	<p>Base 4 Drawers 300 to 1000</p> 	<p>Wall 1 Door 150 to 600</p> 	<p>Wall 2 Doors 600 to 1000</p> 	<p style="writing-mode: vertical-rl; transform: rotate(180deg);">LEFT HAND SHOWN</p>
<p>Over Fridge 2 Doors 600 to 1000</p> 	<p style="writing-mode: vertical-rl; transform: rotate(180deg);">Standard size (h)368 x (w)700</p>	<p>Wall Microwave 2 Doors - 600</p> 	<p>Wine Rack - 150</p> 	<p style="writing-mode: vertical-rl; transform: rotate(180deg);">USE AS BASE OR WALL</p>
<p>Pantry 1 Door 300 to 600</p> 	<p style="writing-mode: vertical-rl; transform: rotate(180deg);">LEFT HAND SHOWN</p>	<p>Pantry 2 Doors 600 to 1000</p> 	<p>Corner Pantry 1 Door 1050x1050</p> 	<p style="writing-mode: vertical-rl; transform: rotate(180deg);">LEFT HAND SHOWN</p>
<p>Base Oven - 600</p> 	<p>Oven & Microwave Tower - 2 Doors & 2 Drawers</p> 			

Enter
Flexi-Width

Enter
Quantity

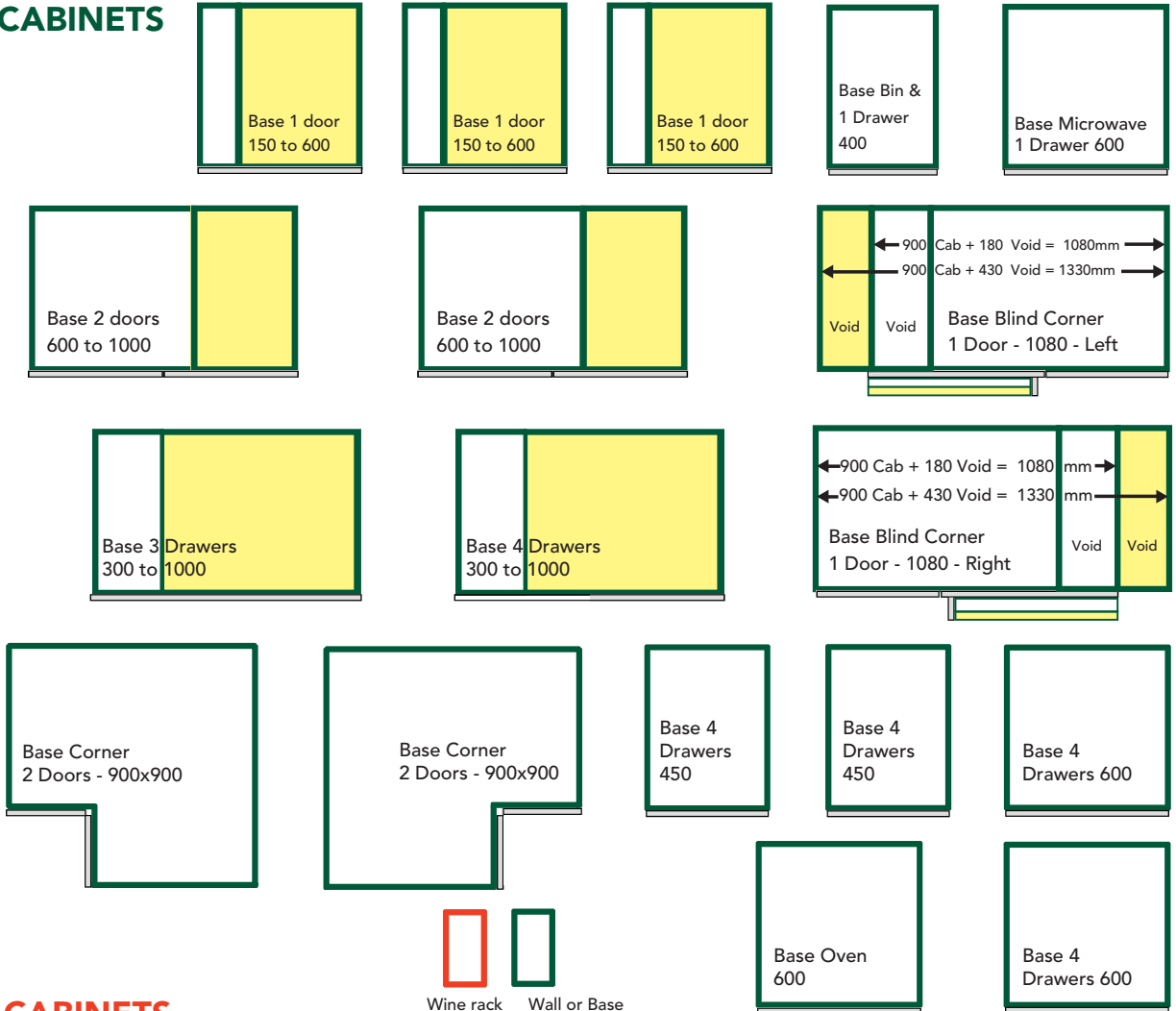
CABINET DESCRIPTION	Height incl. feet	Width	Flexi-Width	Depth	Left hand	Right hand	
Base 1 door - 150 to 600	870	150-600		578			
Base 2 Doors - 600 to 1000	870	600-1000		578			
Base Blind Corner 1 Door - 1080	870	1080	1080/1200	630+			
Base Corner 2 Doors - 900x900	870	900/900		578			
Base Microwave 1 Drawer - 600	870	600		578			
Base Bin & 1 Drawer - 400	870	400		578			
Base 3 Drawers - 300 to 1000	870	300-1000		578			
Base 4 Drawers - 450	870	450		578			
Base 4 Drawers - 600	870	600		578			
Base 4 Drawers - 300 to 1000	870	300-1000		578			
Wall 1 Door - 150 to 600	720	150-600		333			
Wall 2 Doors - 600 to 1000	720	600-1000		333			
Over Fridge 2 Doors - 600 to 1000	250-368	600-1000		333			
Wall Microwave 2 Doors - 600	720	600		450			
Wine Rack - 150	720	150		333			
Pantry 1 Door - 300 to 600	2086	300-600		610			
Pantry 2 Doors - 600 to 1000	2086	600-1000		610			
Corner Pantry 1 Door - 1050 x 1050	2086	1050/1050		610			
Base Oven - 600	870	600		578			
Oven & Microwave Tower - 2 Doors & 2 Drawers	2086	633		610			
PANEL DESCRIPTION	Height	Width	Edged	Depth	Quantity		
Base End Panel	870	580	Left	16			
Wall End Panel	720	333	Left, Bottom	16			
Pantry End Panel	2086	610	Left	16			
Fridge End Panel	2086	610	left	16			
Base Filler Panel	720	100	Left	16			
Pantry Filler Panel	2086	100	Left	16			
Kick Board	147	2400	Left	16			
ACCESSORIES						Quantity	
Drawer Soft Close attachments (sold in pairs, use 1 for 500mm and less, use a pair for over 500mm wide)							

FLEXI-PANELS min panel size 300x100 or 100x300		Height	Width	Quantity
	Panel Edged Left, max 2400h x 1190w - vertical grain			
	Panel Edged Left, max 2400h x 1190w - vertical grain			
	Panel Edged Top Bottom & Left, max 2400h x 1190w - vertical grain			
	Panel Edged Top Bottom & Left, max 2400h x 1190w - vertical grain			
	Bar Back Edged Left & Right, max 1190h x 2400w - horizontal grain			
	Bar Back Edged Left & Right, max 1190h x 2400w - horizontal grain			
Door & Panel Colour				

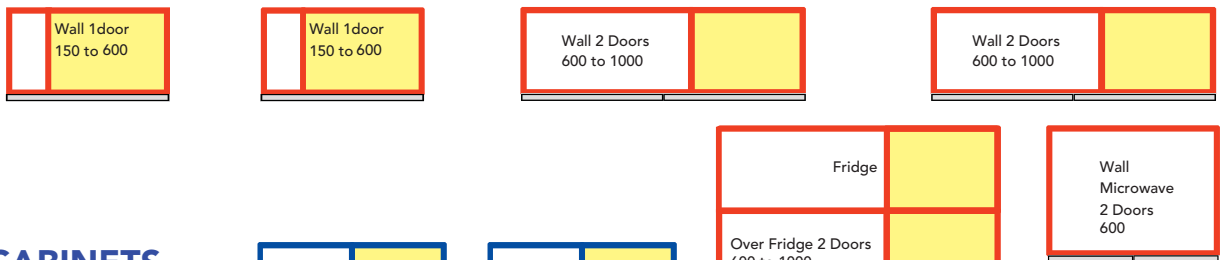
Drop your order form into your nearest ITM or email it to kitchens@itm.co.nz for a quote

Fixed Width Flexible Width *Items highlighted with YELLOW are Flexible Width*

BASE CABINETS



WALL CABINETS



TALL CABINETS

